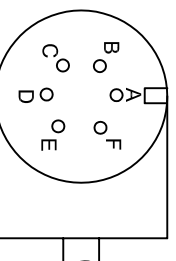
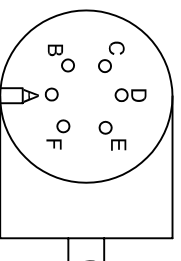


KEYWAY LOCATION



CABLE EXIT VIEW (FACE VIEW)



CABLE ENTRY VIEW (SOLDER ENTRY VIEW)

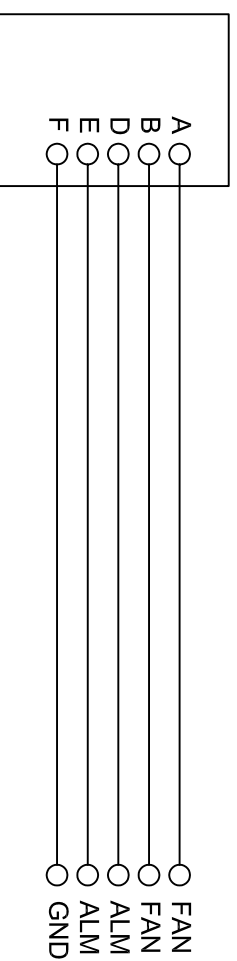


TABLE 1	
ITEM NUMBER	X = LENGTH
BFEV-03(A)-E	3000
BFEV-05(A)-E	5000
BFEV-10(A)-E	10000
BFEV-15(A)-E	15000
BFEV-20(A)-E	20000

NOTES:

- HEAT SHRINK TUBE
- YASKAWA INFORMATION LABEL
- NON-TERMINATED ENDS
- OVERMOLDING DIMENSIONS ARE SUBJECT TO CHANGE WITHOUT NOTICE

REV.	DESCRIPTION	EC #	DRAWN BY	DATE
1	ADDED OVERMOLDING DIMS ON CABLE. NOTE D	2834	J. URESTE	03-04-11
0	INITIAL RELEASE	2009-323	-	-

MATERIAL:	TOLERANCES / REFERENCES:
SPEC: -	UNLESS OTHERWISE SPECIFIED
FINISH: N/A	
MODELS: -	
REF: DWG#: UVR00708	UNITS: mm
	SCALE: NTS

**YASKAWA**

THIS DOCUMENT AND INFORMATION CONTAINED HEREIN ARE CONFIDENTIAL, AND CANNOT BE COPIED OR DISCLOSED IN WHOLE OR IN PART WITHOUT THE EXPRESS WRITTEN CONSENT OF YASKAWA AMERICA, INC.

DRAWN	DATE	TITLE
E. SONDERMAN	8-12-09	SGMSV VALUE SERIES FAN CABLES OUTLINE DRAWING
C. KINTNER	8-14-09	
D. LEE	8-13-09	
M. MORAN	8-14-09	
TECH: -	DATE: -	ITEM #: -
APPROVED: -	DATE: -	SIZE: B
ORIGINAL DESIGN: -	DATE: -	REVISION: 1
		PAGE: 1 of 1
		DRAWING #: UDA00646